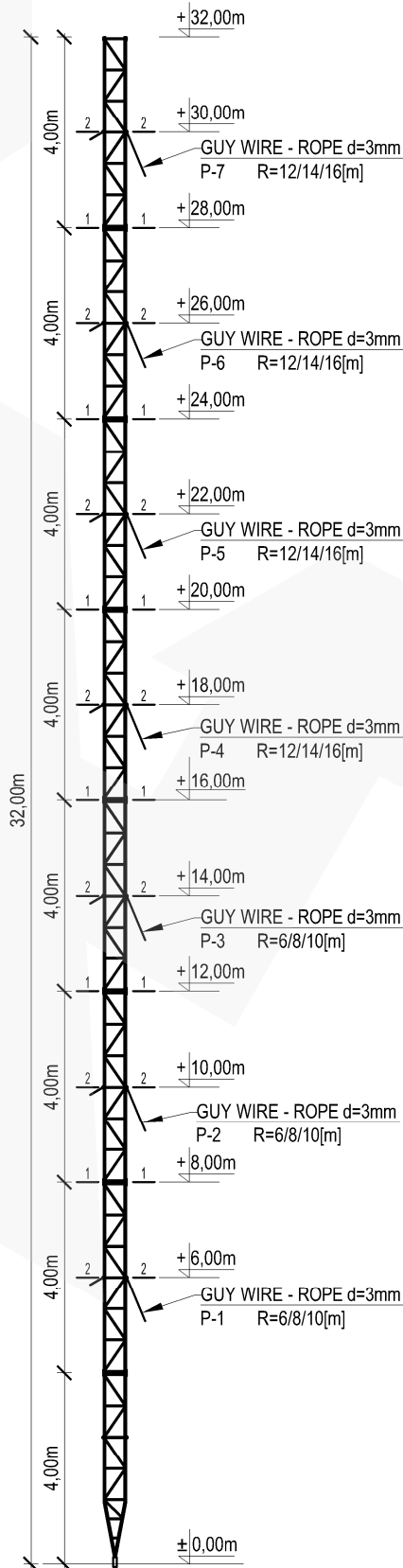




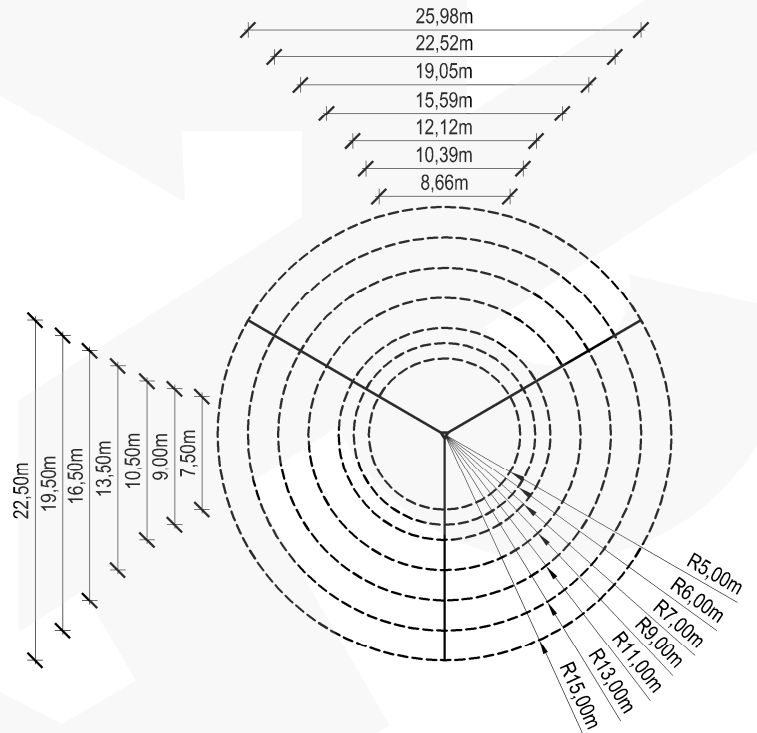
ASSEMBLY DRAWING

SCALE 1:150



GUY WIRES RANGE

SCALE 1:500



NOTES :

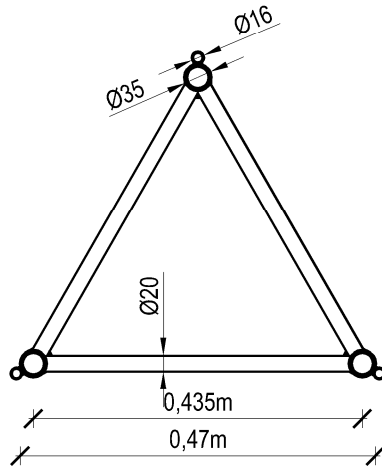
1. Typical mast construction M435/H32
2. Aluminum alloy: EN AW-6005A T6
3. Connections: fillet welded with TIG (GTAW) argon method by the requirements of ISO 3834-2
4. Results may vary depending on local geometry and mast foundation
5. Characteristic wind speed: $V_k=22\text{m/s}$
6. Terrain category: II
7. Reliability class: II
8. Ice density: 700kg/m^3
9. Ice thickness: 2.0cm
10. Equipment total weight limit on the mast: 100kg
11. Equipment area on the mast:
 - $S=0,5\text{m}^2$ at the top of the mast
 - $S=0,5\text{m}^2$ halfway through the mast
12. Calculations made for anchorages in distances:
 - $L=6,0/12,0\text{m}$ or $8,0/14,0\text{m}$ or $10,0/16,0\text{m}$
13. Mast must be set under construction law
14. Construction on which mast will be located must be able to transfer reactions
15. Lead assembly with wind speed not more than 5m/s
16. Guy wires: steel ropes 3mm $R_m=1770\text{MPa}$ T1x19 by EN 12385
17. Initial tension of guy wires: from 8% to 15% of rated breaking strength of the guy

Manufacturer: RETIS WWW.RETIS.PL WWW.MASZTY-RETIS.PL			
Investment: SERIES OF ALUMINUM LATTICE MASTS - TYPE-435			
Drawing title: TYPICAL MAST M435/H32 - ASSEMBLY DRAWING + GUY WIRES RANGE			
Date: 02.2013	Phase: typical project	Project No.: RETIS M435	Revision: ...
Industry: construction		Project No.: RETIS_KK_M435_H32_01	



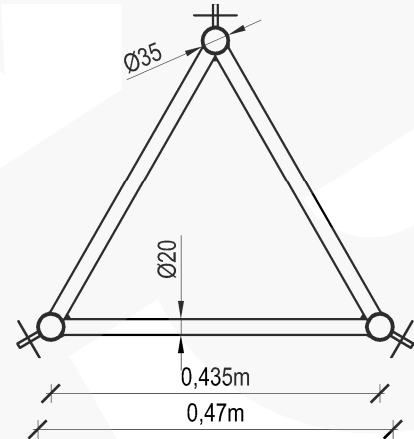
SECTION 1-1

SCALE 1:10



SECTION 2-2

SCALE 1:10



Maximum reactions for the anchorages:

[m]	[kN]	Base	Guys
L=6,0/12,0		F _x =1,04 F _y =0,00 F _z =66,62	F _x =7,25 F _y =6,34 F _z =12,59
L=8,0/14,0		F _x =1,08 F _y =0,00 F _z =59,65	F _x =7,21 F _y =6,29 F _z =10,43
L=10,0/16,0		F _x =1,12 F _y =0,00 F _z =54,86	F _x =7,22 F _y =6,28 F _z =8,84

Maximum forces in guy wire ropes for distances:

[m]	[kN]	P-1	P-2	P-3	P-4	P-5	P-6	P-7
L=6,0/12,0		4,00	3,47	2,87	4,61	4,48	4,50	4,52
L=8,0/14,0		3,16	3,06	2,80	3,90	3,98	4,12	4,21
L=10,0/16,0		3,97	2,81	2,71	3,46	3,64	3,84	3,97

NOTES :

1. Typical mast construction M435/H32
2. Aluminum alloy: EN AW-6005A T6
3. Connections: fillet welded with TIG (GTAW) argon method by the requirements of ISO 3834-2
4. Results may vary depending on local geometry and mast foundation
5. Characteristic wind speed: $V_k=22\text{m/s}$
6. Terrain category: II
7. Reliability class: II
8. Ice density: 700kg/m^3
9. Ice thickness: 2,0cm
10. Equipment total weight limit on the mast: 100kg
11. Equipment area on the mast:
 - S=0,5m² at the top of the mast
 - S=0,5m² halfway through the mast
12. Calculations made for anchorages in distances:
L=6,0/12,0m or 8,0/14,0m or 10,0/16,0m
13. Mast must be set under construction law
14. Construction, on which mast will be located, must be able to transfer reactions
15. Lead assembly with wind speed not more than 5m/s
16. Guy wires: steel ropes 3mm Rm=1770MPa T1x19 by EN 12385
17. Initial tension of guy wires: from 8% to 15% of rated breaking strength of the guy

Manufacturer: RETIS WWW.RETIS.PL WWW.MASZTY-RETIS.PL			
Investment: SERIES OF ALUMINUM LATTICE MASTS - TYPE-435			
Drawing title: TYPICAL MAST M435/H32 - SECTIONS + FORCES			
Date: 02.2013	Phase: typical project	Project No.: RETIS M435	Revision: ...
Industry: construction		Project No.: RETIS_KK_M435_H32_02	