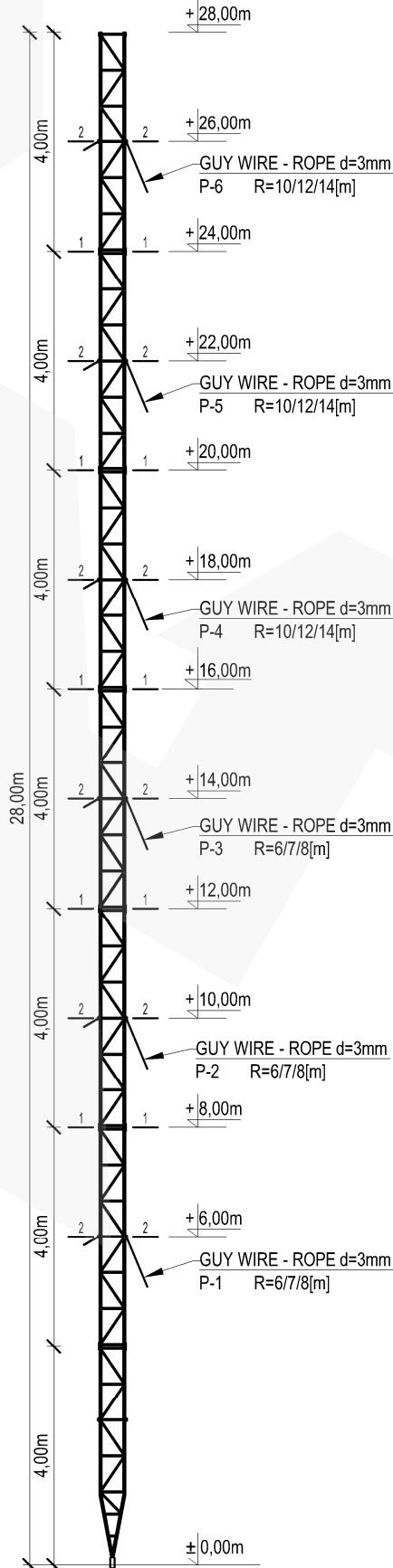




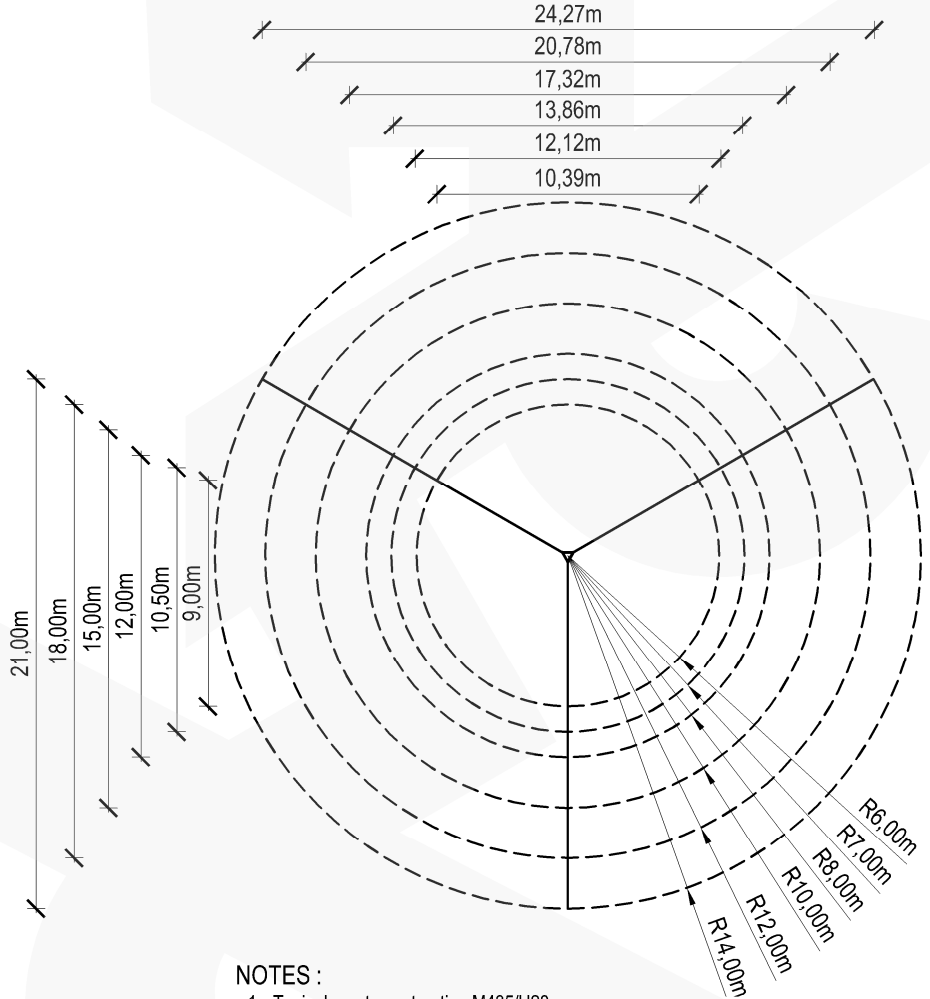
## ASSEMBLY DRAWING

SCALE 1:125



## GUY WIRES RANGE

SCALE 1:300



### NOTES :

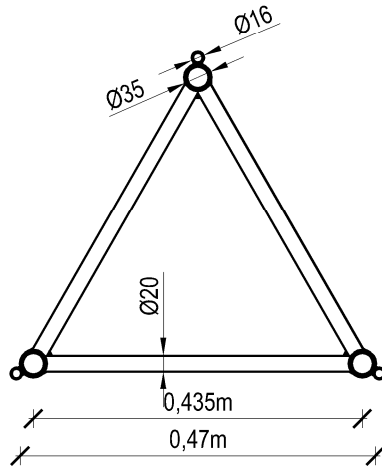
1. Typical mast construction M435/H28
2. Aluminum alloy: EN AW-6005A T6
3. Connections: fillet welded with TIG (GTAW) argon methode by the requirements of ISO 3834-2
4. Results may vary depending on local geometry and mast foundation
5. Characteristic wind speed:  $V_k=22\text{m/s}$
6. Terrain category: II
7. Reliability class: II
8. Ice density:  $700\text{kg/m}^3$
9. Ice thickness: 2,0cm
10. Equipment total weight limit on the mast: 100kg
11. Equipment area on the mast:
  - $S=0,5\text{m}^2$  at the top of the mast
  - $S=0,5\text{m}^2$  halfway through the mast
12. Calculations made for anchorages in distances:
  - $L=6,0/10,0\text{m}$  or  $7,0/12,0\text{m}$  or  $8,0/14,0\text{m}$
13. Mast must be set under construction law
14. Construction on which mast will be located must be able to transfer reactions
15. Lead assembly with wind speed not more than 5m/s
16. Guy wires: steel ropes 3mm  $R_m=1770\text{MPa}$  T1x19 by EN 12385
17. Initial tension of guy wires: from 8% to 15% of rated breaking strength of the guy

<b>Manufacturer:</b> RETIS WWW.RETIS.PL WWW.MASZTY-RETIS.PL			
<b>Investment:</b> SERIES OF ALUMINUM LATTICE MASTS - TYPE-435			
<b>Drawing title:</b> TYPICAL MAST M435/H28 - ASSEMBLY DRAWING + GUY WIRES RANGE			
<b>Date:</b> 02.2013	<b>Phase:</b> typical project	<b>Project No.:</b> RETIS M435	<b>Revision:</b> ...
<b>Industry:</b> construction	<b>Project No.:</b> RETIS_KK_M435_H28_01		



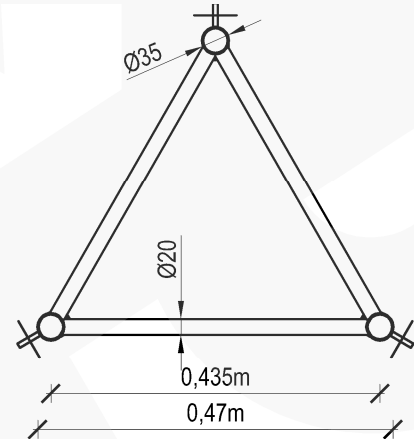
## SECTION 1-1

SCALE 1:10



## SECTION 2-2

SCALE 1:10



Maximum reactions for the anchorages:

[m]	[kN]	Base	Guys
L=6,0/10,0		F <sub>x</sub> =0,74 F <sub>y</sub> =0,00 F <sub>z</sub> =54,02	F <sub>x</sub> =4,95 F <sub>y</sub> =4,27 F <sub>z</sub> =9,74
L=7,0/12,0		F <sub>x</sub> =0,78 F <sub>y</sub> =0,00 F <sub>z</sub> =48,73	F <sub>x</sub> =5,06 F <sub>y</sub> =4,38 F <sub>z</sub> =8,05
L=8,0/14,0		F <sub>x</sub> =0,81 F <sub>y</sub> =0,00 F <sub>z</sub> =44,97	F <sub>x</sub> =5,13 F <sub>y</sub> =4,44 F <sub>z</sub> =6,78

Maximum forces in guy wire ropes for distances:

[m]	[kN]	P-1	P-2	P-3	P-4	P-5	P-6
L=6,0/10,0		3,20	3,11	3,03	4,48	4,40	4,31
L=7,0/12,0		2,78	2,80	2,75	3,94	3,93	3,90
L=8,0/14,0		2,51	2,60	2,57	3,55	3,59	3,62

### NOTES :

1. Typical mast construction M435/H28
2. Aluminum alloy: EN AW-6005A T6
3. Connections: fillet welded with TIG (GTAW) argon method by the requirements of ISO 3834-2
4. Results may vary depending on local geometry and mast foundation
5. Characteristic wind speed:  $V_k=22\text{m/s}$
6. Terrain category: II
7. Reliability class: II
8. Ice density:  $700\text{kg/m}^3$
9. Ice thickness: 2,0cm
10. Equipment total weight limit on the mast: 100kg
11. Equipment area on the mast:
  - $S=0,5\text{m}^2$  at the top of the mast
  - $S=0,5\text{m}^2$  halfway through the mast
12. Calculations made for anchorages in distances:
  - L=6,0/10,0m or 7,0/12,0m or 8,0/14,0m
13. Mast must be set under construction law
14. Construction, on which mast will be located, must be able to transfer reactions
15. Lead assembly with wind speed not more than 5m/s
16. Guy wires: steel ropes 3mm Rm=1770MPa T1x19 by EN 12385
17. Initial tension of guy wires: from 8% to 15% of rated breaking strength of the guy

<b>Manufacturer:</b> RETIS WWW.RETIS.PL WWW.MASZTY-RETIS.PL			
<b>Investment:</b> SERIES OF ALUMINUM LATTICE MASTS - TYPE-435			
<b>Drawing title:</b> TYPICAL MAST M435/H28 - SECTIONS + FORCES			
<b>Date:</b> 02.2013	<b>Phase:</b> typical project	<b>Project No.:</b> RETIS M435	<b>Revision:</b> ...
<b>Industry:</b> construction	<b>Project No.:</b> RETIS_KK_M435_H28_02		