

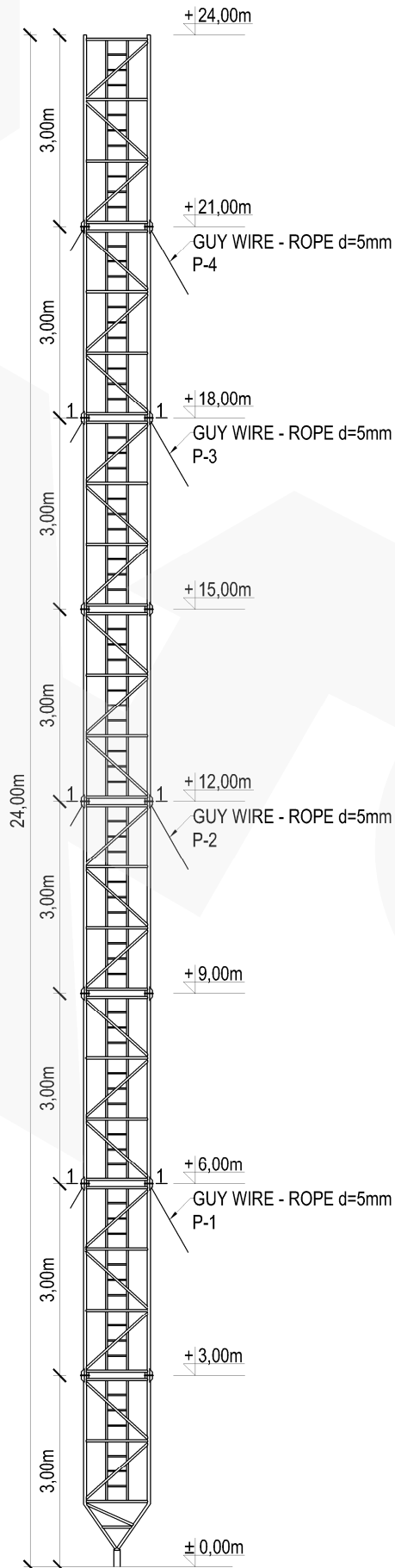


RETIS[®]
CONSTRUCTION

TYPICAL MAST M1000F/H24

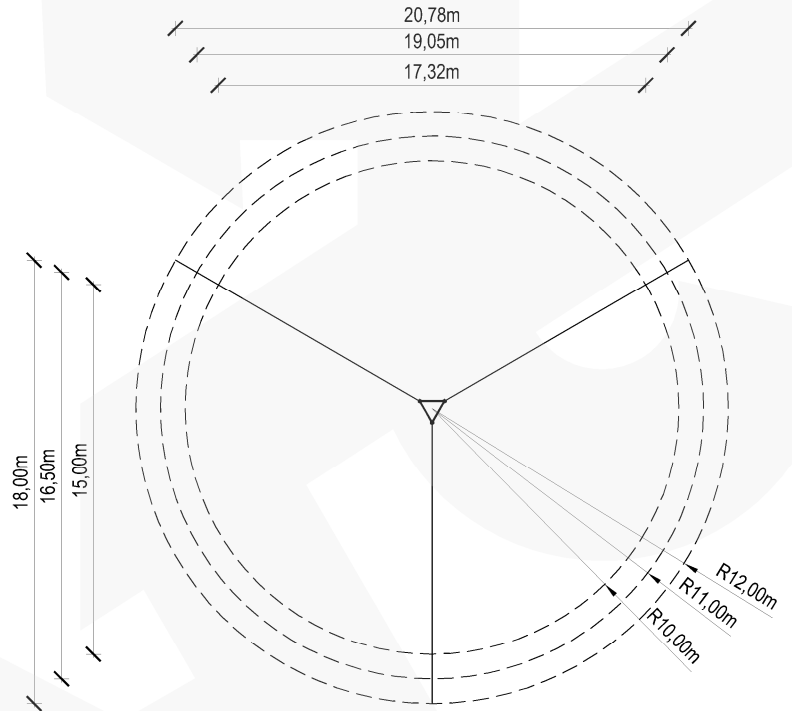
ASSEMBLY DRAWING

SCALE 1:100



GUY WIRES RANGE

SCALE 1:300



NOTES :

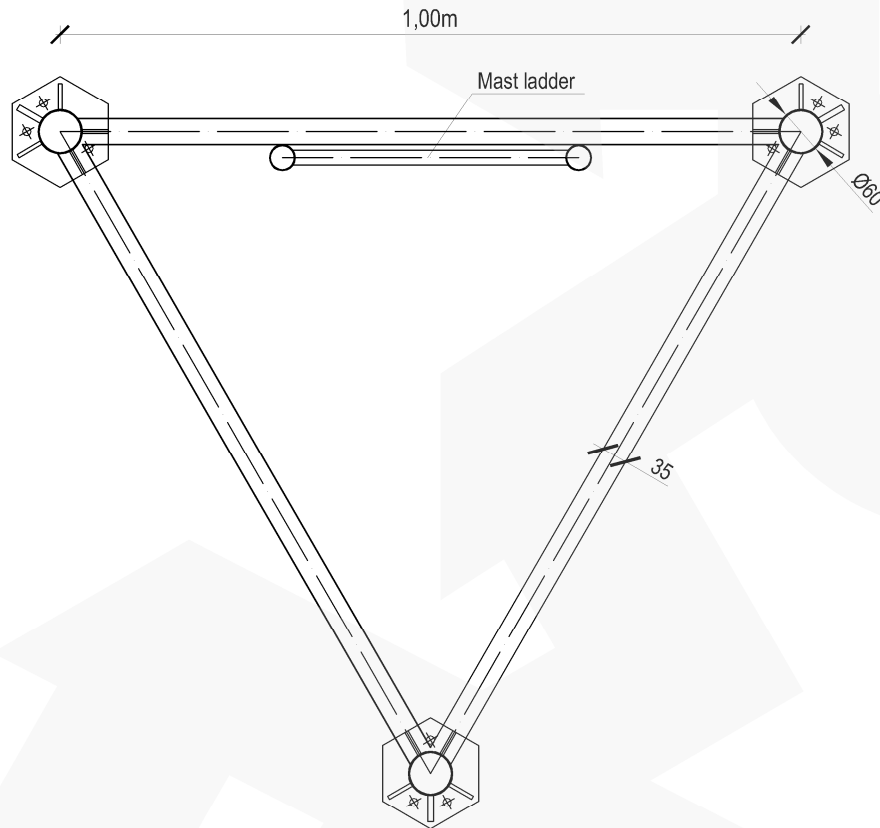
1. Typical mast construction M1000F/H24
2. Aluminum alloy: EN AW-6005A T6
3. Connections: fillet welded with TIG (GTAW) argon method by the requirements of ISO 3834-2
4. Results may vary depending on local geometry and mast foundation
5. Characteristic wind speed: $V_k=22\text{m/s}$
6. Terrain category: II
7. Reliability class: II
8. Ice density: 700kg/m^3
9. Ice thickness: 2,0cm
10. Equipment total weight limit on the mast: 150kg
11. Equipment area on the mast:
- $S=2,5\text{m}^2$ at the top of the mast
12. Calculations made for anchorages in distances:
 $L=10,0\text{m}; 11,0\text{m}$ or $12,0\text{m}$
13. Mast must be set under construction law
14. Construction on which mast will be located must be able to transfer reactions
15. Lead assembly with wind speed not more than 5m/s
16. Guy wires: steel ropes 5mm $R_m=1770\text{MPa}$ T6x7 by EN 12385
17. Initial tension of guy wires: from 8% to 15% of rated breaking strength of the guy

Manufacturer: RETIS WWW.RETIS.PL WWW.MASZTY-RETIS.PL			
Investment: SERIES OF ALUMINUM LATTICE MASTS - TYPE-1000F			
Drawing title: TYPICAL MAST M1000F/H24 - ASSEMBLY DRAWING + GUY WIRES RANGE			
Date: 02.2013	Phase: typical project	Project No.: RETIS M1000F	Revision: ...
Industry: construction		Project No.: RETIS_KK_M1000F_H24_01	



SECTION 1-1

SCALE 1:10



Maximum reactions for the anchorages:

[m]	[kN]	Base	Guy
L=10,0	F_x	1,25	15,63
	F_y	1,25	16,61
	F_z	50,32	25,88
L=11,0	F_x	1,35	15,86
	F_y	1,40	17,21
	F_z	46,85	23,78
L=12,0	F_x	1,44	16,15
	F_y	1,51	17,72
	F_z	44,16	22,11

Maximum forces in guy wire ropes for distances:

[m]	[kN]	P-1	P-2	P-3	P-4
L=10,0		6,36	7,46	9,90	10,92
L=11,0		6,31	6,94	9,33	10,43
L=12,0		6,48	6,52	8,85	10,01

NOTES :

1. Typical mast construction M1000F/H24
2. Aluminum alloy: EN AW-6005A T6
3. Connections: fillet welded with TIG (GTAW) argon method by the requirements of ISO 3834-2
4. Results may vary depending on local geometry and mast foundation
5. Characteristic wind speed: $V_k=22\text{m/s}$
6. Terrain category: II
7. Reliability class: II
8. Ice density: 700kg/m^3
9. Ice thickness: 2,0cm
10. Equipment total weight limit on the mast: 150kg
11. Equipment area on the mast:
- $S=2,5\text{m}^2$ at the top of the mast
12. Calculations made for anchorages in distances:
L=10,0m; 11,0m or 12,0m
13. Mast must be set under construction law
14. Construction on which mast will be located must be able to transfer reactions
15. Lead assembly with wind speed not more than 5m/s
16. Guy wires: steel ropes 5mm $R_m=1770\text{MPa}$ T6x7 by EN 12385
17. Initial tension of guy wires: from 8% to 15% of rated breaking strength of the guy

Manufacturer: RETIS WWW.RETIS.PL WWW.MASZTY-RETIS.PL			
Investment: SERIES OF ALUMINUM LATTICE MASTS - TYPE- 1000F			
Drawing title: TYPICAL MAST M1000F/H24 - SECTION + FORCES			
Date: 02.2013	Phase: typical project	Project No.: RETIS M1000F	Revision: ...
Industry: construction		Project No.: RETIS_KK_M1000F_H24_02	